

www.npmrc.org

UPCOMING EVENTS

April 9 – Winner, SD – “Small Parishes Can Have Music.”

June 27-July 1 – Milwaukee, WI – NPM National Convention

July 22-24 – Rapid City, SD – Cantor Express



The National NPM Convention will be held in Milwaukee, WI, June 27-July 1. What a wonderful opportunity to learn more about music ministry. Once again our local director, Jacqueline Schnittgrund, will be a speaker for NPM Chapter formation. For more information, contact Jacqueline at jschnitt@rushmore.com

“Small Parishes Can Have Music!”

Small parishes can and DO have great music. Come join us in celebrating small parishes and their wonderful music programs! Our spring meeting will take place April 9, 2005 in Winner, SD with activities beginning at 9:30AM (reminder: Winner is in the Central Time Zone). The theme for the

meeting is “Small Parishes Can Have Music”. The agenda for the day will include a welcome and remarks by Msgr. Woster emphasizing communication and good rapport between pastor and music minister. Vicki Covey will lead choirs from Gregory and Winner in a showcase of small

church choir music. A reading session of FREE music and accompanying CD supplied by World Library Publications will also be presented. Lunch will be provided. For reservations, contact Vicki Covey at 605-842-3520 or parishsec@gwtc.net

Pedals, Pipes and Pizza

Organ students, organists, and other musicians gathered recently for a joint AGO/NPM sponsored event. “Pedals, Pipes, and Pizza! Get the People Singing!” was held Saturday, January 22, 2005 at various Rapid City area churches. The attendees started their organ journey at First Presbyterian with Mary Lou Torrey demonstrating the instrument. She skillfully introduced the basics of the organ as well as techniques used to play the instrument. A map of

the organ and definitions of the pipes and stops were provided. The budding organists took their newfound knowledge across the street to First Methodist Church where expert organist Diane Ketel built upon the concepts. She played one hymn with several different stops to show how different combinations of pipes can be used to better suit the needs of a congregation. Students were given an opportunity at both churches to

play the instrument. The downtown leg of the organ journey was completed at Emmanuel Episcopal Church. Sharon Beck of South Canyon Lutheran Church was a great substitute for resident organist Joanne Edstrom. Ms. Beck demonstrated the various sounds of the Emmanuel organ showing how an organ can take on many voices. *Cont. pg. 2*



*O that today you would
listen to his voice! Do not
harden your hearts...*

Psalm 95:7-8

**Rapid City Diocese
Chapter Nat'l Assn.
Pastoral Musicians**

Jacqueline Schnittgrund,
NPM Director
C/o Blessed Sacrament
Church
4500 Jackson Blvd.
Rapid City, SD 57702

NPM Cantor Express

NPM is sponsoring a Cantor Express on July 22-24 at St. Martin's Monastery. Cantors, song leaders, directors, pastors, accompanists, liturgy leaders, and interested musicians are encouraged to attend. Nationally recognized clinicians will feature voice &

Pedals, Pipes, cont.

A pizza lunch was enjoyed and a short business meeting was held at the Cathedral of Our Lady of Perpetual Help. Justin Matters, a local organ

communications lab time, prayer, and assessment dialogue plus tips on preparing the psalm, skill enhancement instruction for the voice and gestures, and emphasis of prayerful communication with the assembly. Tentative plans involve registration

builder and professional organist, completed the journey. He talked of the many ways organs can facilitate congregation singing and then expertly played several pieces to show the

beginning at 3 PM Friday, July 22 with the last session ending about 4 PM Sunday, July 24. For more information, contact Jacqueline at jschnitt@rushmore.com Brochures for the Cantor Express will be distributed at the meeting in Winner on April 9.

versatility of the Cathedral organ. Mr. Matters, Vicki Covey and Myron Volk led a discussion on how church musicians can get people singing.

Non-Profit
US POSTAGE PAID
Permit #520
Rapid City, SD 57702

Inside Story Headline

The purpose of a newsletter is to provide specialized information to a targeted audience. Newsletters can be a great way to market your product or service, and also to create credibility and build your organization's identity among peers, members, employees, or vendors.

First, determine the audience of the newsletter. This could be anyone who might benefit from the information it contains, for example, employees or people interested in purchasing a product or in requesting your service.


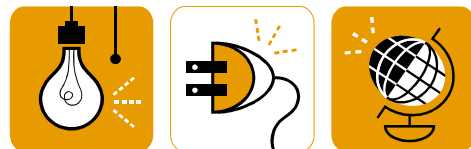
You can compile a mailing list from business reply cards, customer information sheets, business cards collected at trade shows, or membership lists. You might consider purchasing a mailing list from a company.

Next, establish how much time and money you can

spend on your newsletter. These factors will help determine how frequently you publish your newsletter and its length. You should publish your newsletter at least quarterly so that it's considered a consistent source of information. Your customers or employees will look forward to its arrival.

Your headlines are an important part of the newsletter and should be considered carefully.

In a few words, the headline should accurately represent the contents of the story and draw readers into the story.



Inside Story Headline

You can also research articles or find "filler" articles by accessing the World Wide Web. You can write about a variety of topics, but try to keep your articles short.

Much of the content you put in your newsletter can also be used for your Web site. Microsoft Word offers a simple way to convert your newsletter to a Web publication. So, when

you're finished writing your newsletter, convert it to a Web site and post it.

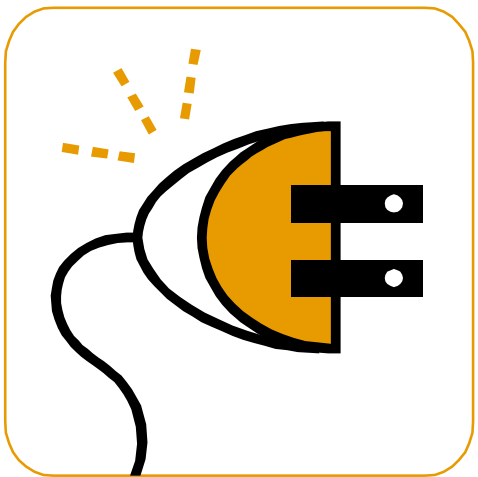

The subject matter that appears in newsletters is virtually endless. You can include stories that focus on current technologies or innovations in your field.

You may also want to note business or economic trends, or make predictions for your customers or clients.

If the newsletter is distributed internally, you might comment upon new procedures or improvements to the business. Sales figures or earnings will show how your business is growing.

Some newsletters include a column that is updated every issue, for instance, an advice column, a book review, a letter from the president, or an editorial. You can also profile new employees or top customers or vendors.

Selecting pictures or graphics is an important part of adding content.



Inside Story Headline

The purpose of a newsletter is to provide specialized information to a targeted audience. Newsletters can be a great way to market your product or service, and also to create credibility and build your organization's identity among peers, members, employees, or vendors.

First, determine the audience of the newsletter. This could be anyone who might benefit from the

information it contains, for example, employees or people interested in purchasing a product or in requesting your services.

You can compile a mailing list from business reply cards, customer information sheets, business cards collected at trade shows, or membership lists. You might consider purchasing a mailing list from a company.

Inside Story Headline

Next, establish how much time and money you can spend on your newsletter. These factors will help determine how frequently you publish your newsletter and its length. You should publish your newsletter at least quarterly so that it's considered a consistent source of information. Your customers or employees will look forward to its arrival.

Your headlines are an important part of the

newsletter and should be considered carefully.

In a few words, a headline should accurately represent the contents of the story and draw readers into the story. Develop the headline before you write the story. This way, the headline will help you keep the story focused.

Inside Story Headline

The purpose of a newsletter is to provide specialized information to a targeted audience. Newsletters can be a great way to market your product or service, and also to create credibility and build your

organization's identity among peers, members, employees, or vendors.

First, determine the audience of the newsletter. This could be anyone who might benefit from the

information it contains, for example, employees or people interested in purchasing a product or in requesting your services.

You can compile a mailing list from business reply

cards, customer information sheets, business cards collected at trade shows, or membership lists. You might consider purchasing a mailing list from a company.

Inside Story Headline

The purpose of a newsletter is to provide specialized information to a targeted audience. Newsletters can be a great way to market your product or service, and also to create credibility and build your organization's identity among peers, members, employees, or vendors.

First, determine the audience of the newsletter. This could be anyone who might benefit from the information it contains, for example, employees or people interested in purchasing a product or in requesting your services.

You can compile a mailing list from business reply cards, customer information sheets, business cards collected at trade shows, or membership lists. You might consider purchasing a mailing list from a company.

Next, establish how much time and money you can spend on your newsletter. These factors will help determine how frequently you publish your newsletter and its length. You should publish your newsletter at least quarterly so that it's considered a consistent source of information. Your

customers or employees will look forward to its arrival.

Your headlines are an important part of the newsletter and should be considered carefully.



"To catch the reader's attention, place an interesting sentence or quote from the story here."

Inside Story Headline

You can also research articles or find "filler" articles by accessing the World Wide Web. You can write about a variety of topics, but try to keep your articles short.

Much of the content you put in your newsletter can also be used for your Web site. Microsoft Word offers a simple way to convert your newsletter to a Web publication. So, when you're finished writing your newsletter, convert it to a Web site and post it.

The subject matter that appears in newsletters is

virtually endless. You can include stories that focus on current technologies or innovations in your field.

You may also want to note business or economic trends, or make predictions for your customers or clients.

If the newsletter is distributed internally, you might comment upon new procedures or improvements to the business. Sales figures or earnings will show how your business is growing.

Some newsletters include a column that is updated

every issue, for instance, an advice column, a book review, a letter from the president, or an editorial. You can also profile new employees or top customers or vendors.

Selecting pictures or graphics is an important part of adding content.



"To catch the reader's attention, place an interesting sentence or quote from the story here."

Inside Story Headline

The purpose of a newsletter is to provide specialized information to a targeted audience. Newsletters can be a great way to market your product or service, and also to create credibility and build your organization's identity among peers, members, employees, or vendors.

First, determine the audience of the newsletter.

This could be anyone who might benefit from the information it contains, for example, employees or people interested in purchasing a product or in requesting your services.

You can compile a mailing list from business reply cards, customer information sheets, business cards collected at trade shows, or membership lists.

You might consider purchasing a mailing list from a company.

Inside Story Headline

Much of the content you put in your newsletter can also be used for your Web site. Microsoft Word offers a simple way to convert your newsletter to a Web publication. So, when you're finished writing your newsletter, convert it to a Web site and post it.

The subject matter that appears in newsletters is

virtually endless. You can include stories that focus on current technologies or innovations in your field.

You may also want to note business or economic trends, or make predictions for your customers or clients.

If the newsletter is distributed internally, you

might comment upon new procedures or vendors needs.

Selecting pictures or graphics is an important part of adding content to your newsletter.

Inside Story Headline

Much of the content you put in your newsletter can also be used for your Web site. Microsoft Word offers a simple way to convert your newsletter to a Web publication. So, when you're finished writing your newsletter, convert it to a Web site and post it.

The subject matter that appears in newsletters is

virtually endless. You can include stories that focus on current technologies or innovations in your field.

You may also want to note business or economic trends, or make predictions for your customers or clients.

If the newsletter is distributed internally, you

might comment upon new procedures or vendors needs.

Selecting pictures or graphics is an important part of adding content to your newsletter.

Inside Story Headline


The purpose of a newsletter is to provide specialized information to a targeted audience. Newsletters can be a great way to market your product or service, and also to create credibility and build your organization's identity among peers, members, employees, or vendors.

First, determine the audience of the newsletter. This could be anyone who might benefit from the

information it contains, for example, employees or people interested in purchasing a product or in requesting your services.

You can compile a mailing list from business reply cards, customer information sheets, business cards collected at trade shows, or membership lists. You might consider purchasing a mailing list from a company.

Next, establish how much time and money you can spend on your newsletter. These factors will help determine how frequently you publish your newsletter and its length. You should publish your newsletter at least quarterly so that it's considered a consistent source of information. Your customers or employees will look forward to its arrival.



"To catch the reader's attention, place an interesting sentence or quote from the story here."

Inside Story Headline

In a few words, a headline should accurately represent the contents of the story and draw readers into the story. Develop the headline before you write the story. This way, the headline will help you keep the story focused.

Examples of possible

headlines include Product Wins Industry Award, New Product Can Save You Time, Membership Drive Exceeds Goals, and New Office Opens Near You.

One benefit of using your newsletter as a promotional tool is that you can reuse content from other

marketing materials, such as press releases and market studies.

While your main goal of distributing a newsletter might be to sell your product or services, the key to a successful newsletter is making it useful to your reader.

Inside Story Headline

The purpose of a newsletter is to provide specialized information to a targeted audience. Newsletters can be a great way to market your product or service, and also to create credibility and build your organization's identity among peers, members, employees, or vendors.

First, determine the audience of the newsletter. This could be anyone who might benefit from the

information it contains, for example, employees or people interested in purchasing a product or requesting your service.

You can compile a mailing list from business reply cards, customer information sheets, business cards collected at trade shows, or membership lists. You might consider purchasing a mailing list from a company.

Next, establish how much time and money you can spend on your newsletter. These factors will help determine how frequently you publish your newsletter and its length. You should publish your newsletter at least quarterly so that it's considered a consistent source of information. Your customers or employees will look forward to its arrival.

Company Name

Street Address
Address 2
City, ST ZIP Code

Phone

(503) 555-0125

Fax

(503) 555-0127

E-mail

someone@example.com

Your Tagline here.

Back Page Story Headline

In a few words, it should accurately represent the contents of the story and draw readers into the story. Develop the headline before you write the story. This way, the headline will help you keep the story focused.

Examples of possible headlines include Product

Wins Industry Award, New Product Can Save You Time, Membership Drive Exceeds Goals, and New Office Opens Near You.

One benefit of using your newsletter as a promotional tool is that you can reuse content from other marketing materials, such as press

releases and market studies.

While your main goal of distributing a newsletter might be to sell your product or service, the key to a successful newsletter is making it useful to your readers.


About Our Organization

Think about your article and ask yourself if the picture supports or enhances the message you're trying to convey. Avoid selecting images that appear to be out of context.

Microsoft includes thousands of clip art images from which you can choose, and you can import them into your newsletter. There are also several tools you can use to draw shapes and symbols.

Once you have chosen an image, place it close to the article. Be sure to place the caption for the image near the image, too.

COMPANY NAME
STREET ADDRESS
ADDRESS 2
CITY, ST ZIP CODE



CUSTOMER NAME
STREET ADDRESS
ADDRESS 2
CITY, ST ZIP CODE



We're on the Web!
See us at:
www.contoso.com